

# Evaluation of effect of different nitrogen sources on oxygen productivity and nutrient metabolism of *Arthrospira* sp. PCC 8005 in a continuous photobioreactor

Neha Sachdeva<sup>1</sup>, Giuseppe Giambarresi<sup>1</sup>, Ruddy Wattiez<sup>1</sup> and Baptiste Leroy<sup>1</sup>

<sup>1</sup>Department of Proteomics and Microbiology, Research Institute for Biosciences, University of Mons, Place du Parc 20, 7000 Mons, Belgium.

## INTRODUCTION

The ability of autotrophic cyanobacteria *Arthrospira* sp. PCC 8005, to thrive and grow using waste nitrogen (both organic and inorganic) and release oxygen has made it a potential candidate for the production of oxygen for astronauts in the MELISA loop. The present case study evaluated the growth profile, biomass productivity and oxygen productivity of *Arthrospira* sp. PCC 8005 in a photobioreactor (PBR) operated under turbidostat conditions. Four transitions between nitrate ( $\text{NO}_3^-$ ) and Ammonium ( $\text{NH}_4^+$ ) as the nitrogen (N); were made over a period of 100 days.

## Results & Discussions

### Growth Profile

Optical density ( $\text{OD}_{750\text{nm}}$ ) was used to compute the growth profile of cyanobacteria (Fig.1). Comparatively higher  $\text{OD}_{750\text{nm}}$  was observed under  $\text{NO}_3^-$  regime (vs  $\text{NH}_4^+$ ) potentially due to the higher assimilation rate of  $\text{NH}_4^+$  that led to earlier onset of N deplete conditions. The  $\text{OD}_{750\text{nm}}$  was found to decrease within the initial few days of transition but recovered thereafter indicating acclimatization to the new N regime.

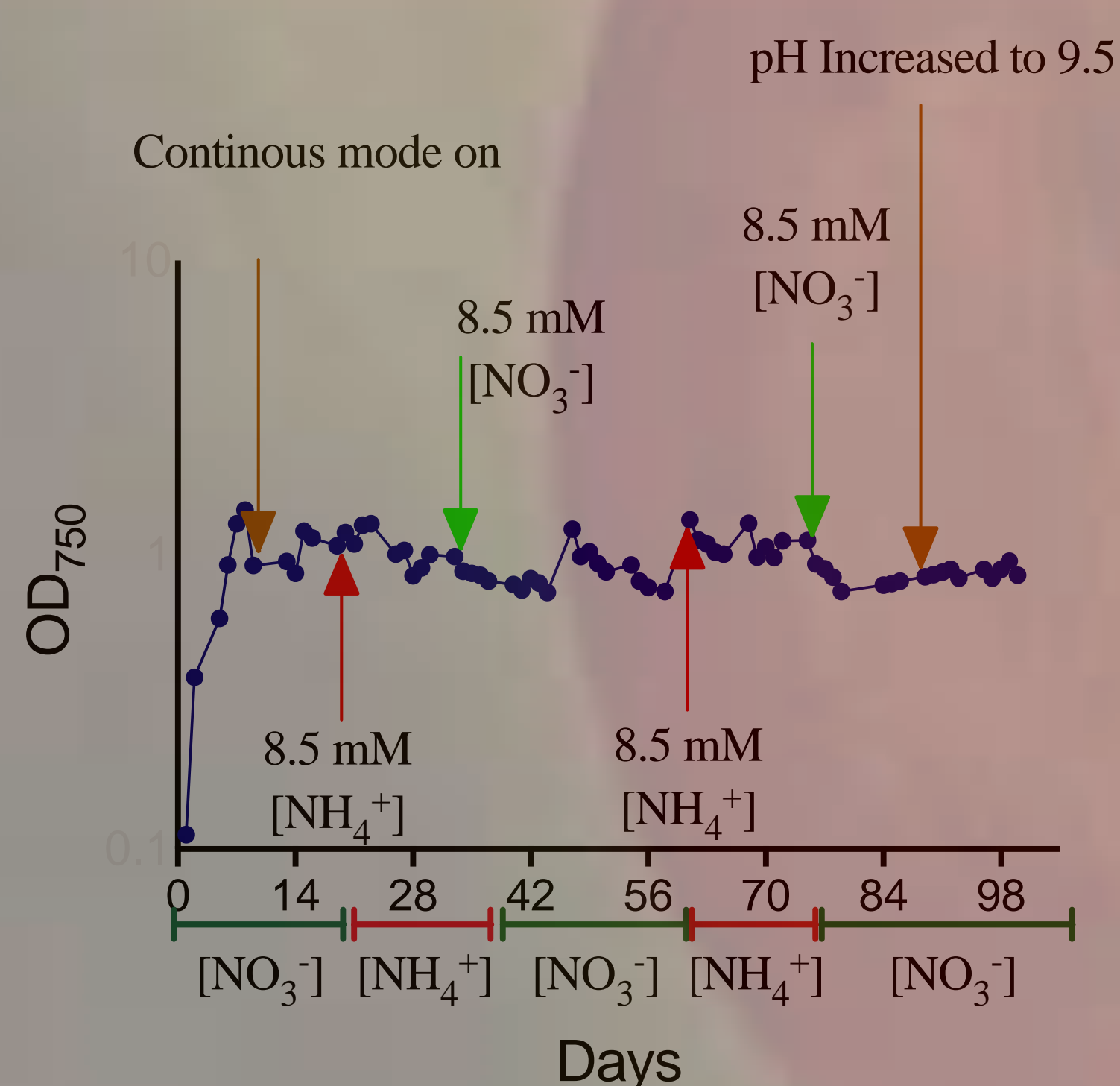


Fig.1 Effect of nutrient transition ( $\text{NO}_3^-$  to  $\text{NH}_4^+$ ) on the growth ( $\text{OD}_{750\text{nm}}$ ) of *Arthrospira* sp. PCC 8005 under turbidostat mode of continuous PBR.

### Effect of nitrogen source on biomass & oxygen productivity

Higher biomass and oxygen ( $\text{O}_2$ ) productivity (Fig.2) were observed under  $\text{NO}_3^-$  (vs  $\text{NH}_4^+$ ) regime. The 75% lower  $\text{O}_2$  yield under  $\text{NH}_4^+$  regime could be attributed to the difference in the chemistry of  $\text{NH}_4^+$  and  $\text{NO}_3^-$  ions (expected 83% based on stoichiometry). The average  $\text{O}_2$  yields,  $\text{O}_2$  productivity and biomass productivity were consistently found to higher under  $\text{NO}_3^-$  (vs  $\text{NH}_4^+$ ) regimes (Table 1).

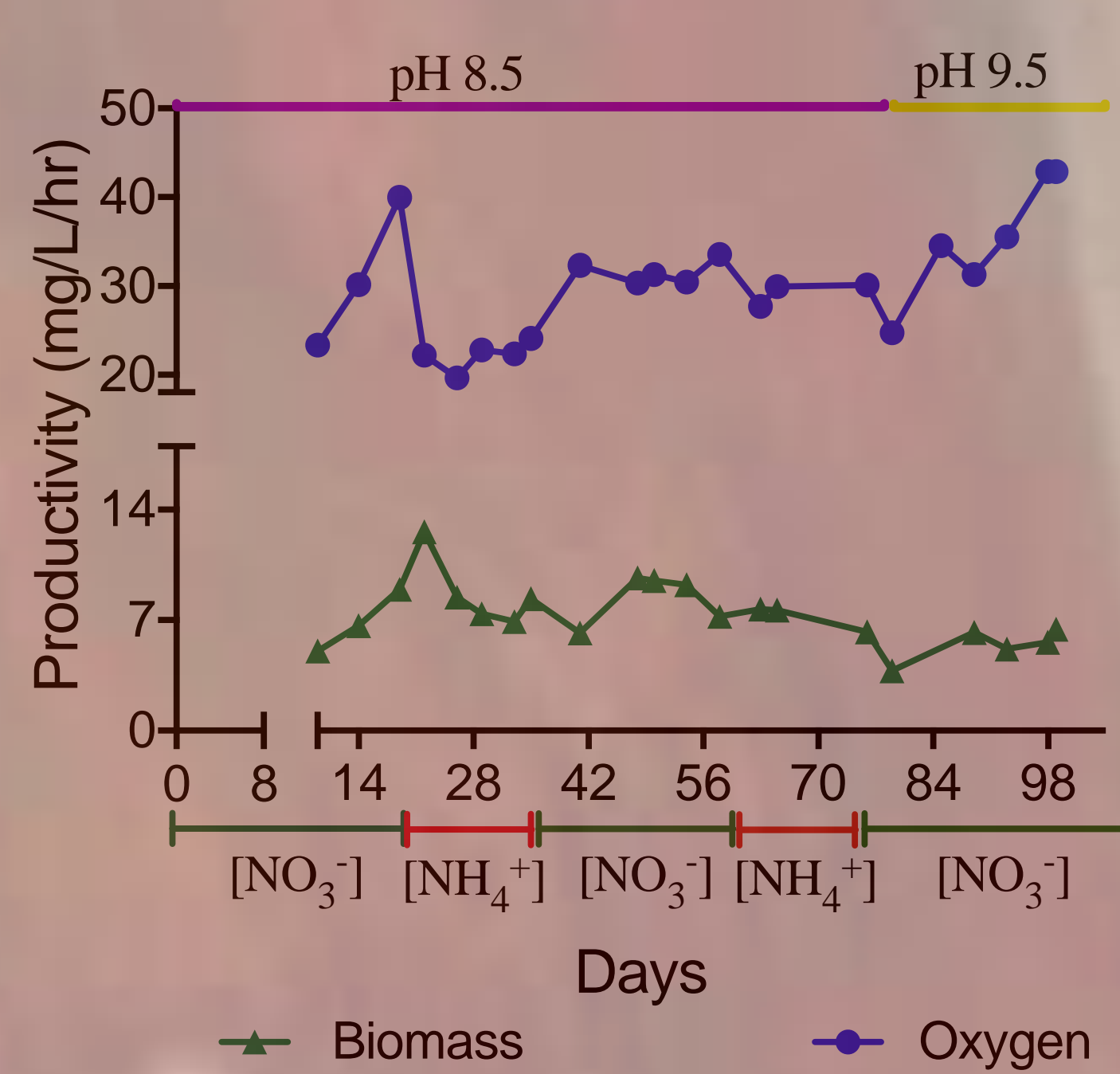


Fig.2 Effect of nutrient transition ( $\text{NO}_3^-$  to  $\text{NH}_4^+$ ), on biomass and oxygen productivity of *Arthrospira* sp. PCC 8005 under turbidostat mode of continuous PBR.

**Table 1: Effect of nitrogen regime, pH variation and light intensity on oxygen yield, biomass and oxygen productivity of *Arthrospira* sp. PCC 8005.**

Days	N Regime	Average Biomass Productivity (mg/L/hr)	Average Oxygen Productivity (mg/L/hr)	Average Oxygen Yield
9-19	$\text{NO}_3^-$	8.27	35.96	0.36
20-35	$\text{NH}_4^+$	7.75	23.54	0.26
36-61	$\text{NO}_3^-$	8.31	29.04	0.31
62-75	$\text{NH}_4^+$	6.61	28.02	0.23
76-100*	$\text{NO}_3^-$	5.51	32.55	0.29

\* Variations in light intensity and pH were made in this transition (details Fig.1)

### Nitrogen Utilization Profile

Minimal to no accumulation of  $\text{NO}_3^-$  and  $\text{NH}_4^+$  (Fig.3) were observed in PBR, further indicating at nutrient starvation conditions at 8.5mM (total N) concentration. This was also evident from negligible cyanophycin levels (endogenous N storage compound) in the cells throughout the run (data not shown) under both N regimes. Exogenous nitrite and urea (Fig. 4) were quantified in the samples when the cyanobacteria were fed with  $\text{NO}_3^-$  which is consistent with our previous studies under both batch and continuous mode irrespective of  $\text{NO}_3^-$  concentration. The prevalence of nutrient deplete conditions at 8.5 mM (total N) was also evident from high total C:N ratio (Fig.5) in the outlet (biomass and supernatant) which rose upto 400 (compared to an average of 4)<sup>[1]</sup> for cyanobacteria under normal conditions. This skewed ratio was a direct result of very low N levels.

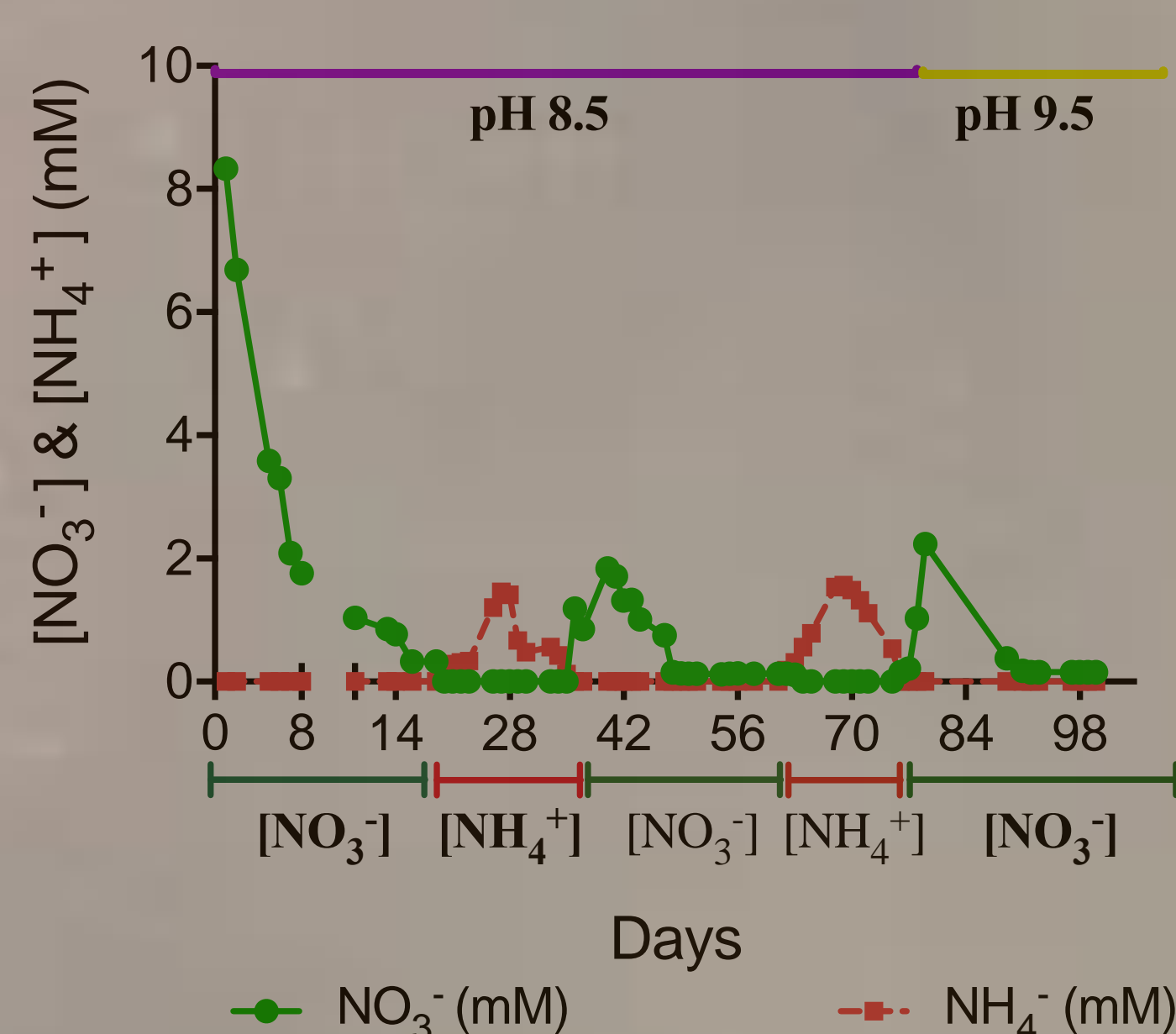


Fig.3 Residual N concentrations (as  $\text{NO}_3^-$  and  $\text{NH}_4^+$ ) for *Arthrospira* sp. PCC 8005 cultivated in continuous PBR with a feeding N concentration of 8.5 mM.

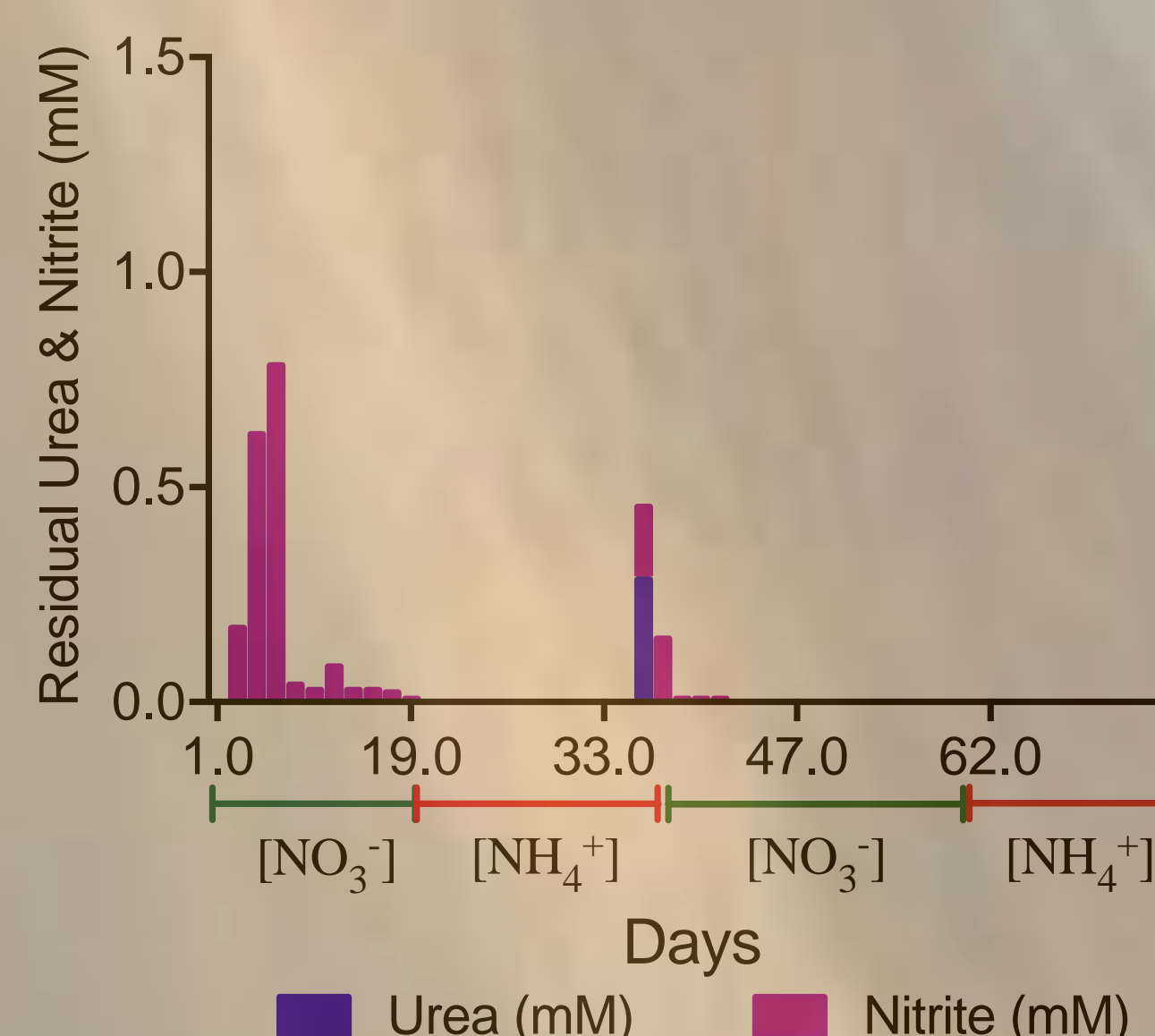


Fig.4 Residual N concentrations (as nitrite and urea) for *Arthrospira* sp. PCC 8005 cultivated in continuous PBR with a feeding N concentration of 8.5 mM ( $\text{NO}_3^-$  /  $\text{NH}_4^+$ )

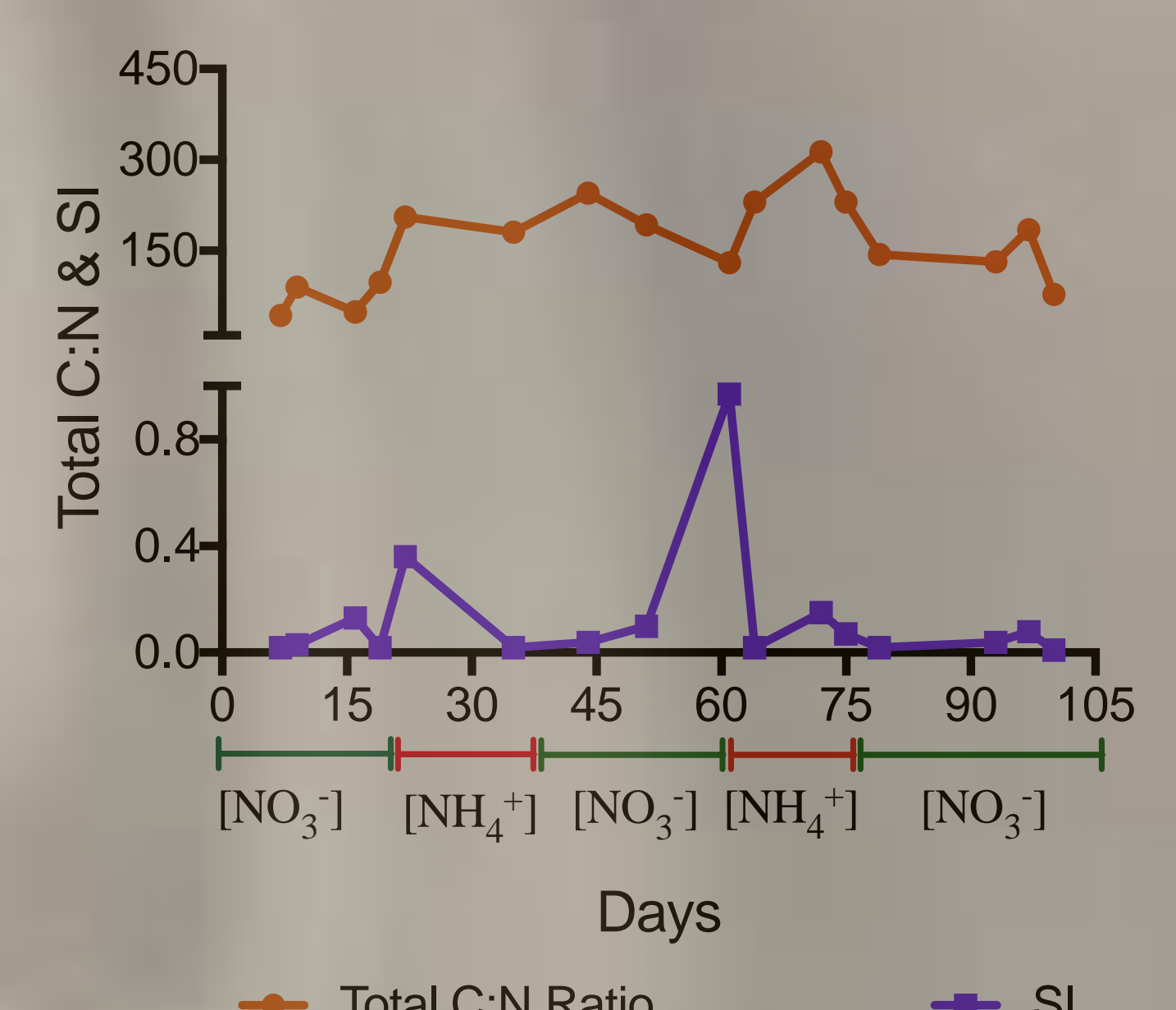


Fig.5 Effect of variation of N source, pH and light on Total C:N (outlet) and SI for *Arthrospira* sp. PCC 8005, cultivated in continuous PBR.

## CONCLUSIONS

- $\text{NH}_4^+$  could be used for cultivation of cyanobacteria (N concentration 8.5 mM, pH 8.5) to obtain comparable biomass and oxygen productivities without cellular toxicity/inhibition<sup>[2]</sup>.
- Since N limiting conditions was observed at 8.5 mM (total N concentration), the feeding N concentration could be increased without risk of inhibitory effect of  $\text{NH}_4^+$ <sup>[2]</sup>.
- Potential to increase the oxygen and biomass productivity (under the above working conditions) by working under higher light intensity (than 140  $\mu\text{mol photons/m}^2/\text{sec}$ ) without potential photoinhibition/ phototoxicity effect<sup>[3]</sup>.
- Even if not optimal, productivity is only slightly lower at pH 8.5 in comparison with results obtained at pH 9.5.